

MBOX

SHOWER ENCLOSURES

APRIL 2020

*Your
trusted
fit & forget*



The MBOX range of shower enclosures are smart and elegant, carefully selected to offer excellence in design, durability and affordability.

This range delivers stylish, quality products with additional features and benefits including heights of 1900mm and comes with pre-assembled fixtures making it easier to fit.

MBOX now offers a **NEW** Sliding Door size in addition to the **NEW** loft sizes for our Bifold Door. These loft sizes are ideal for loft spaces and low ceilings, making the most out of the space in your bathroom.

CONTENTS

New Features	05
Sliding Door with Side Panel	06
Sliding Door in a Recess	07
Sliding Door Low Level Access NEW Range	08
1 Door Quadrant	09
1 Door Offset Quadrant	10
2 Door Quadrant	11
2 Door Offset Quadrant	12
Pivot Door	13
Bifold Door	14
Corner Door	15
Wetroom Panels	16
Inline Panels	18
Touchstone Trays	20
Bath Screens	22
Technical Information	24



THIS RANGE **NOW HAS 49 DIFFERENT SIZE OPTIONS** AVAILABLE AS WELL AS TRAY OPTIONS TO SUIT EACH SPACE!

Product	Size	Door	Tray
Sliding Door	1000***	✓	✓
	1100	✓	✓
	1200***	✓	✓
	1300	✓	✓
	1400***	✓	✓
	1500	✓	✓
	1600	✓	✓
	1700***	✓	✓
***Low Level Access Sizes Now Available			
1 Door Quadrant	800	✓	✓
	900	✓	✓
	1000	✓	✓*
1 Door Offset Quadrant	1000x800	✓	✓
	1200x800	✓	✓
	1200x900	✓	✓
2 Door Quadrant	800	✓	✓
	900	✓	✓
2 Door Offset Quadrant	900x760	✓	✓*
	900x800	✓	-
	1000x800	✓	✓
	1200x800	✓	✓
	1200x900	✓	✓
Pivot Door	700	✓	✓
	760	✓	✓
	800	✓	✓
	900	✓	✓
	1000	✓	✓
Bifold Door	700	✓	✓
	760	✓	✓
	800	✓	✓
	900	✓	✓
	1000	✓	✓
Corner Door	760x760	✓	✓
	800x800	✓	✓
	900x900	✓	✓
Side Panels	700	✓	✓
	760	✓	✓
	800	✓	✓
	900	✓	✓
	1000	✓	✓
Inline Panels	150	✓	✓
	210	✓	✓
Loft Sizes 1800mm high	Size	Door	Tray
Sliding Door	1200	✓	✓
2 Door Quadrant	800	✓	✓
	900	✓	✓
Bifold Door	760 NEW	✓	✓
	800 NEW	✓	✓
	900 NEW	✓	✓
Side Panels	800	✓	✓
	900	✓	✓

*Tray sizes available in our MStone range


KEY FEATURES

1 1900mm High



All MBOX enclosures are now 1900mm high as standard.

2 Double Rollers



All rollers on MBOX products are now double quick release for easy cleaning.

3 Unique Easy Fit System



Align the horizontal and vertical profiles together.



Slot the horizontal profile and screws into upright using guide channel until flush.



Secure screws into position using dedicated access holes.

4 Extensive Range



This is the biggest and best MBOX range to date with **49** various sizes and shapes available.

5 Inline Panels



MBOX offers Inline Panels that can be used in any space from 650mm to 1900mm.

6 **NEW** Sliding Door Size




MBOX now offers a **NEW** Sliding Door size, offering you even more choice within this extensive range.

7 **NEW** Loft Sizes



MBOX also offers 3 **NEW** reduced height doors, in addition to our existing loft products. Perfect for converted loft spaces.

8 Designer Handle

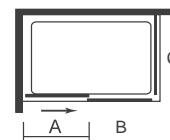





Sliding Door with Side Panel

Key Features

- Height 1900mm
- 6mm toughened safety glass
- 10 Year Guarantee
- Reversible
- Magnetic seals
- Easy to install
- Mershield Protected Glass
- Chrome designer handle
- CE approved
- 20mm adjustment per wall profile
- Loft height available
- **OPTIONAL** cover strips available - see pg 21



A = Door Opening
B = Fixed Panel
C = Side Panel

Size, mm	A	B
1000	367	430
1100	417	480
1200	467	530
1400	567	630
1500	567	730
1600	567	830
1700	567	930

MBOX

Sliding Door with Side Panel

Size	Adjustment Min - Max	Order Code	Price £ Ex. VAT	Price £ Inc. VAT
1000	950 - 990	MBS1000	323.28	387.93
1100	1050 - 1090	MBS1100	323.28	387.93
1200	1150 - 1190	MBS1200	323.28	387.93
1300*	1250 - 1290	MBS1300	381.15	457.38
1400	1350 - 1390	MBS1400	381.14	457.37
1500	1450 - 1490	MBS1500	392.79	471.35
1600	1550 - 1590	MBS1600	403.82	484.59
1700	1650 - 1690	MBS1700	415.96	499.15

Please Note: Cover strips do not come as standard and need to be ordered separately if required - see page 21

Optional Side Panel

Size	Adjustment Min - Max	Order Code	Price £ Ex. VAT	Price £ Inc. VAT
700	670 - 690	MBSP700	175.51	210.61
760	730 - 750	MBSP760	175.51	210.61
800	770 - 790	MBSP800	175.51	210.61
900	870 - 890	MBSP900	186.46	223.75
1000	970 - 990	MBSP1000	230.60	276.72

Optional Inline Panel

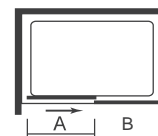
150	130 - 150	MBN150	153.37	184.04
210	190 - 210	MBN210	153.37	184.04

Measurements above are for both Sliding Door with Side Panel and in a Recess
For more information on Inline Panels see pages 17-18.



Key Features

- Height 1900mm
- 6mm toughened safety glass
- 10 Year Guarantee
- Reversible
- Magnetic seals
- Easy to install
- Mershield Protected Glass
- Chrome designer handle
- CE approved
- 20mm adjustment per wall profile
- Loft height available
- **OPTIONAL** cover strips available - see pg 21



A = Door Opening
B = Fixed Panel

Size, mm	A	B
1000	367	430
1100	417	480
1200	467	530
1300	517	580
1400	567	630
1500	567	730
1600	567	830
1700	567	930

Sliding Door in a Recess

MBOX

Sliding Door in a Recess

Size	Adjustment Min - Max	Order Code	Price £ Ex. VAT	Price £ Inc. VAT
1000	950 - 990	MBS1000	323.28	387.93
1100	1050 - 1090	MBS1100	323.28	387.93
1200	1150 - 1190	MBS1200	323.28	387.93
1300*	1250 - 1290	MBS1300	381.15	457.38
1400	1350 - 1390	MBS1400	381.14	457.37
1500	1450 - 1490	MBS1500	392.79	471.35
1600	1550 - 1590	MBS1600	403.82	484.59
1700	1650 - 1690	MBS1700	415.96	499.15

Please Note: Cover strips do not come as standard and need to be ordered separately if required - see page 21

For more information on Inline Panels see pages 17-18.

Loft Sliding Door (Height 1800mm)

Size	Adjustment Min - Max	Order Code	Price £ Ex. VAT	Price £ Inc. VAT
1200	1150 - 1190	MBS1200/1800	388.37	466.05

Loft Side Panel (Height 1800mm)

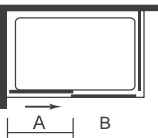
Size	Adjustment Min - Max	Order Code	Price £ Ex. VAT	Price £ Inc. VAT
800	770 - 790	MBSP800/1800	210.74	252.89
900	870 - 890	MBSP900/1800	223.97	268.77



Key Features

- Height 1900mm
- 6mm toughened safety glass
- 10yrs Guarantee
- NO Bottom rollers
- NEW bottom glide system instead
- Easy-fit system
- Handed
- Push button door release for easy clean
- Adjustable fin seal for increased water retention
- Threshold strip just 6mm high

Note: Products are left or right handed due to bottom guide and no bottom profile.



A = Door Opening
B = Fixed Panel

Size, mm	A	B
1000	365	435
1200	465	535
1400	465	635
1700	565	935

Low Level Access - Sliding Door



Low Level Access Sliding Door

Size	Adjustment Min - Max	Order Code	Price £ Ex. VAT	Price £ Inc. VAT
1000	950 - 990	MBLA1000L	360.94	433.13
1000	950 - 990	MBLA1000R	360.94	433.13
1200	1150 - 1190	MBLA1200L	376.63	451.96
1200	1150 - 1190	MBLA1200R	376.63	451.96
1400	1350 - 1390	MBLA1400L	444.06	532.87
1400	1350 - 1390	MBLA1400R	444.06	532.87
1700	1650 - 1690	MBLA1700L	484.61	581.53
1700	1650 - 1690	MBLA1700R	484.61	581.53

Please Note: Cover strips do not come as standard and need to be ordered separately if required - see page 21

Optional Side Panel

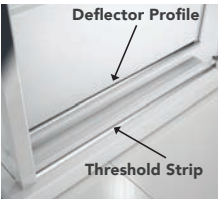
Size	Adjustment Min - Max	Order Code	Price £ Ex. VAT	Price £ Inc. VAT
700	670 - 690	MBSP700	175.51	210.61
760	730 - 750	MBSP760	175.51	210.61
800	770 - 790	MBSP800	175.51	210.61
900	870 - 890	MBSP900	186.46	223.75
1000	970 - 990	MBSP1000	230.60	276.72



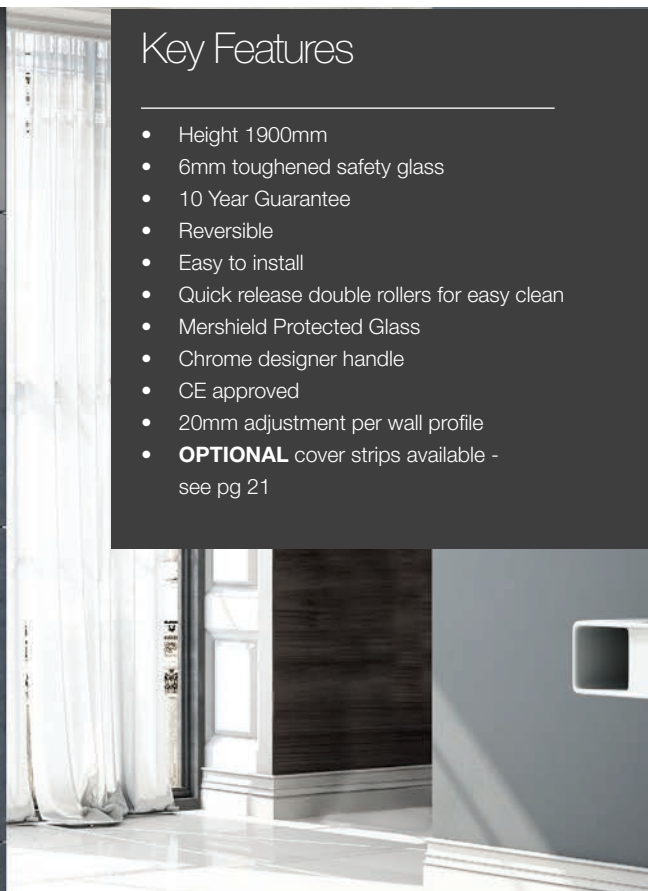
Push Release



Bottom Guide

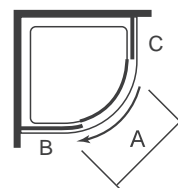


Slimline Threshold



Key Features

- Height 1900mm
- 6mm toughened safety glass
- 10 Year Guarantee
- Reversible
- Easy to install
- Quick release double rollers for easy clean
- Mershield Protected Glass
- Chrome designer handle
- CE approved
- 20mm adjustment per wall profile
- **OPTIONAL** cover strips available - see pg 21



Size, mm	A	B	C
800 x 800	422	490	235
900 x 900	476	529	335
1000 x 1000	476	629	435

A = Door Opening
B = Fixed Straight Panel
C = Fixed Straight Panel

1 Door Quadrant

MBOX

1 Door Quadrant

Size	Adjustment Min - Max	Order Code	Price £ Ex. VAT	Price £ Inc. VAT
800 x 800	770 - 790	MB1Q800	418.16	501.79
900 x 900	870 - 890	MB1Q900	418.16	501.79
1000 x 1000	970 - 990	MB1Q1000	495.40	594.48

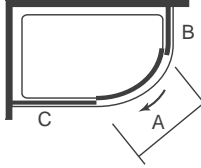
Please Note:

Cover strips do not come as standard and need to be ordered separately if required - see page 21



Key Features

- Height 1900mm
- 6mm toughened safety glass
- 10 Year Guarantee
- Reversible
- Easy to install
- Quick release double rollers for easy clean
- Mershield Protected Glass
- Chrome designer handle
- CE approved
- 20mm adjustment per wall profile
- **OPTIONAL** cover strips available - see pg 21



Size,mm	A	B	C
1000 x 800	422	490	435
1200 x 800	424	490	635
1200 x 900	475	529	635

A = Door Opening
B = Fixed Straight Panel
C = Fixed Straight Panel

1 Door Offset Quadrant - shown on Left Hand tray

MBOX

1 Door Offset Quadrant

Size	Adjustment Min - Max	Order Code	Price £ Ex. VAT	Price £ Inc. VAT
1000 x 800	970 - 990 770 - 790	MB1Q1080	489.88	587.85
1200 x 800	1170 - 1190 770 - 790	MB1Q1280	506.43	607.72
1200 x 900	1170 - 1190 870 - 890	MB1Q1290	526.29	631.55

Please Note:

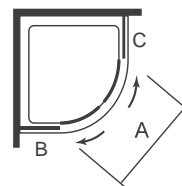
Cover strips do not come as standard and need to be ordered separately if required - see page 21



2 Door Quadrant

Key Features

- Height 1900mm
- 6mm toughened safety glass
- 10 Year Guarantee
- Reversible
- Magnetic seals
- Easy to install
- Quick release double rollers for easy clean
- Mershield Protected Glass
- Chrome designer handle
- CE approved
- 20mm adjustment per wall profile
- Loft height available
- **OPTIONAL** cover strips available - see pg 21



Size, mm	A	B	C
800 x 800	410	235	235
900 x 900	524	335	335

A = Door Opening
B = Fixed Straight Panel
C = Fixed Straight Panel

MBOX

2 Door Quadrant

Size	Adjustment Min - Max	Order Code	Price £ Ex. VAT	Price £ Inc. VAT
800 x 800	770 - 790	MB2Q800	307.83	369.39
900 x 900	870 - 890	MB2Q900	307.83	369.39

Please Note: Cover strips do not come as standard and need to be ordered separately if required - see page 21

2 Door Loft Quadrant (Height 1800mm)

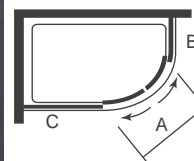
Size	Adjustment Min - Max	Order Code	Price £ Ex. VAT	Price £ Inc. VAT
800 x 800	770 - 790	MB2Q800/1800	369.62	443.54
900 x 900	870 - 890	MB2Q900/1800	369.62	443.54



2 Door Offset Quadrant - shown on Left Hand tray

Key Features

- Height 1900mm
- 6mm toughened safety glass
- 10 Year Guarantee
- Reversible
- Magnetic seals
- Easy to install
- Quick release double rollers for easy clean
- Mershield Protected Glass
- Chrome designer handle
- CE approved
- 20mm adjustment per wall profile
- **OPTIONAL** cover strips available - see pg 21



Size, mm	A	B	C
900 x 760	432	195	335
900 x 800	473	235	335
1000 X 800	465	235	435
1200 X 800	465	235	635
1200 X 900	524	335	635

A = Door Opening
B = Fixed Straight Panel
C = Fixed Straight Panel

MBOX

2 Door Offset Quadrant

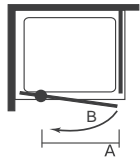
Size	Adjustment Min - Max	Order Code	Price £ Ex. VAT	Price £ Inc. VAT
900 x 760	870 - 890 730 - 750	MB2Q9076	348.66	418.39
900 x 800	870 - 890 770 - 790	MB2Q8090	369.62	443.54
1000 x 800	970 - 990 770 - 790	MB2Q1080	372.93	447.52
1200 x 800	1170 - 1190 770 - 790	MB2Q1280	392.79	471.35
1200 x 900	1170 - 1190 870 - 890	MB2Q1290	410.44	492.53

Please Note: Cover strips do not come as standard and need to be ordered separately if required - see page 21



Key Features

- Height 1900mm
- 6mm toughened safety glass
- 10 Year Guarantee
- Reversible
- Magnetic seals
- Ideal for restricted spaces
- Mershield Protected Glass
- Chrome designer handle
- CE approved
- 20mm adjustment per wall profile
- **OPTIONAL** cover strips available - see pg 21



A = Door Opening
B = Door Swing

Size, mm	A	B
700	451	433
760	511	493
800	551	533
900	601	583
1000	671	653

Pivot Door

MBOX

Pivot Door

Size	Adjustment Min - Max	Order Code	Tray finish Min - Max	Price £ Ex. VAT	Price £ Inc. VAT
700	650 - 690	MBP700	650 - 690	255.98	307.17
760	710 - 750	MBP760	710 - 750	269.21	323.05
800	750 - 790	MBP800	750 - 790	269.21	323.05
900	850 - 890	MBP900	850 - 890	287.97	345.56
1000	950 - 990	MBP1000	950 - 990	305.62	366.75

Please Note: Cover strips do not come as standard and need to be ordered separately if required - see page 21

Optional Side Panel

Size	Adjustment Min - Max	Order Code	Price £ Ex. VAT	Price £ Inc. VAT
700	670 - 690	MBSP700	175.51	210.61
760	730 - 750	MBSP760	175.51	210.61
800	770 - 790	MBSP800	175.51	210.61
900	870 - 890	MBSP900	186.46	223.75
1000	970 - 990	MBSP1000	230.60	276.72

Optional Inline Panel

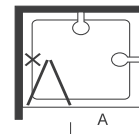
150	130 - 150	MBN150	153.37	184.04
210	190 - 210	MBN210	153.37	184.04

Measurements above are for both Pivot Door with Side Panel and in a Recess.
Inline Panels above are for both Pivot Door and Bifold Door options. For more information on Inline Panels see pages 17-18.



Key Features

- Height 1900mm
- 4mm toughened safety glass
- 10 Year Guarantee
- Reversible
- Magnetic seals
- Mershield Protected Glass
- Chrome designer handle
- Loft height available
- CE approved
- 20mm adjustment per wall profile
- **OPTIONAL** cover strips available - see pg 21



A = Door Opening

Size, mm	A
700	370
760	430
800	470
900	570
1000	670

Bifold Door

MBOX

Bifold Door

Size	Adjustment Min - Max	Order Code	Price £ Ex. VAT	Price £ Inc. VAT
700	650 - 690	MBB700	300.11	360.13
760	710 - 750	MBB760	300.11	360.13
800	750 - 790	MBB800	300.11	360.13
900	850 - 890	MBB900	315.55	378.66
1000	950 - 990	MBB1000	342.03	410.44

Optional Side Panel

Size	Adjustment Min - Max	Order Code	Price £ Ex. VAT	Price £ Inc. VAT
700	670 - 690	MBSP700	175.51	210.61
760	730 - 750	MBSP760	175.51	210.61
800	770 - 790	MBSP800	175.51	210.61
900	870 - 890	MBSP900	186.46	223.75
1000	970 - 990	MBSP1000	230.60	276.72

Loft Bifold Door (Height 1800mm) **NEW**

Size	Adjustment Min - Max	Order Code	Price £ Ex. VAT	Price £ Inc. VAT
760 NEW	710 - 750	MBB760/1800	375.14	450.16
800 NEW	750 - 790	MBB800/1800	375.14	450.16
900 NEW	850 - 890	MBB900/1800	394.44	473.33

Loft Side Panel (Height 1800mm)

Size	Adjustment Min - Max	Order Code	Price £ Ex. VAT	Price £ Inc. VAT
800	770 - 790	MBSP800/1800	210.74	252.89
900	870 - 890	MBSP900/1800	223.97	268.77

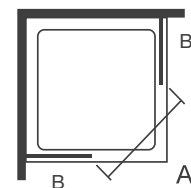
Measurements above are for both Bifold Door with a Side panel and in a Recess.

Please Note: Cover strips do not come as standard and need to be ordered separately if required - see page 21



Key Features

- Height 1900mm
- 6mm toughened safety glass
- 10 Year Guarantee
- Reversible
- Magnetic seals
- Easy to install
- Mershield Protected Glass
- Chrome designer handle
- CE approved
- 20mm adjustment per wall profile
- **OPTIONAL** cover strips available - see pg 21



A = Door Opening
B = Fixed Panels

Size, mm	A	B
760 x 760	345	310
800 x 800	375	330
900 x 900	444	380

Corner Door

MBOX

Corner Door

Size	Adjustment Min - Max	Order Code	Price £ Ex. VAT	Price £ Inc. VAT
760 x 760	730 - 750	MBC760	439.13	526.96
800 x 800	770 - 790	MBC800	462.29	554.75
900 x 900	870 - 890	MBC900	496.50	595.80

Please Note: Cover strips do not come as standard and need to be ordered separately if required - see page 21

Wetroom Panels



Key Features

- Height 2015mm including rail
- 8mm toughened safety glass
- 20 Year Guarantee
- Reversible
- All panels above 700mm come with a stabilising bar
- Suitable for a recess or corner situation
- Swivel Panel can be retro-fitted to any 8mm showerwall
- 3M Vertical Post can be retro-fitted to glass thickness of 8mm
- Mershield Protected Glass
- CE approved

Diagram Ref	Size	Adjustment Min-Max	Order Code	Price £ Exc. VAT	Price £ Inc. VAT
A	300**	275-290	A0409J0	256.02	307.22
B	400**	375-390	A0409K0	266.73	320.07
C	500**	475-490	A0409L0	277.44	332.93
D	600**	575-590	A0409M0	288.15	345.78
E	700*	675-690	A0409A0	313.43	376.11
F	760*	735-750	A0409N0	313.43	376.11
G	800*	775-790	A0409B0	313.43	376.11
H	900*	875-890	A0409C0	313.43	376.11
I	1000	975-990	A0409D0	340.32	408.39
J	1100	1075-1090	A0409F0	366.03	439.24
K	1200	1175-1190	A0409E0	366.03	439.24
L	1400	1375-1390	A0409G0	427.31	512.77
M	1600	1575-1590	A0409H0	480.97	577.16
N	200	Swivel Panel	A0413H0	174.61	209.53
O	300	Swivel Panel	A0413G0	182.42	218.91
P	400	Swivel Panel	A0413J0	197.10	236.52
Q	300	Cube Panel	A0413F0	160.98	193.17

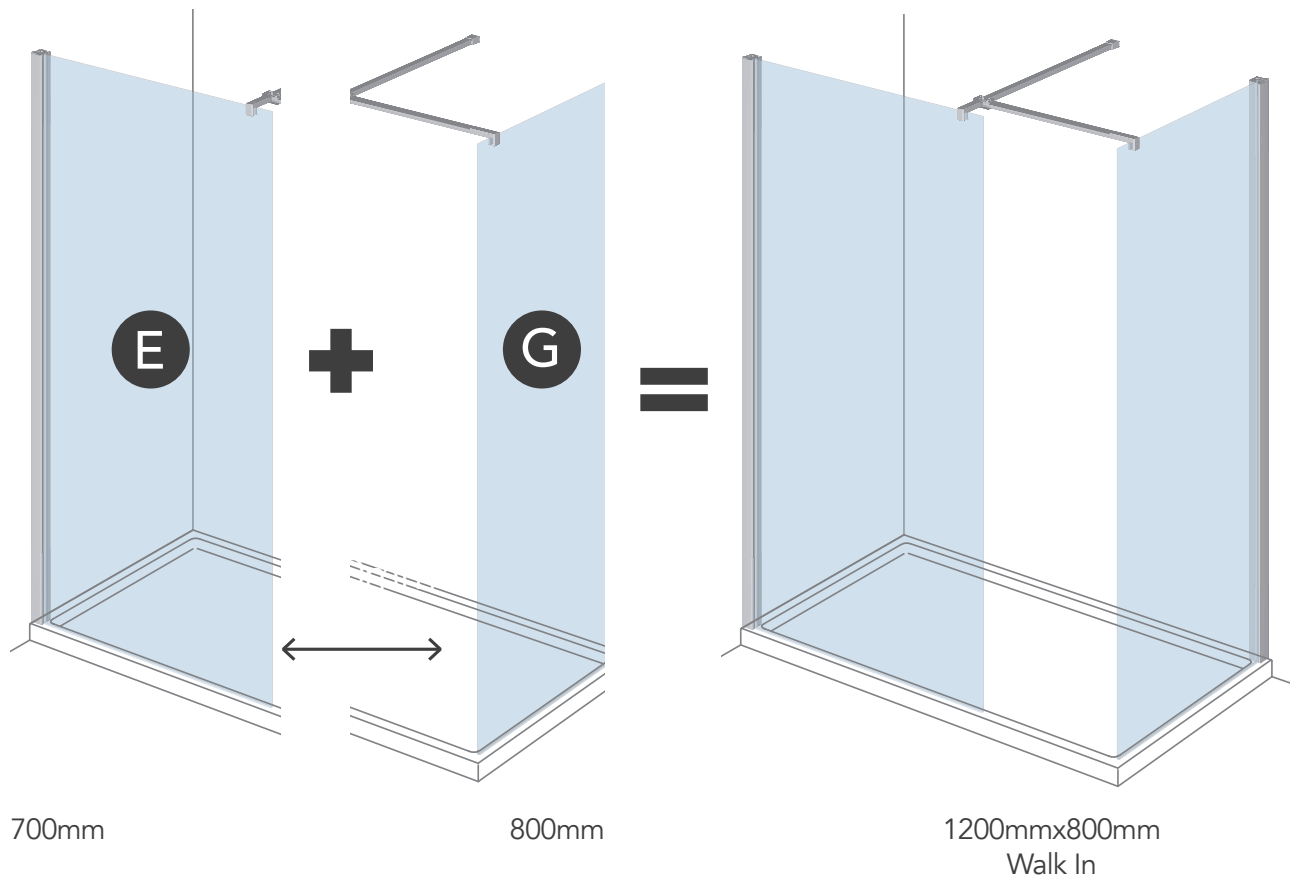
*Please Note: Panels A-H are the only panels that can be used as an end panel.
**Please Note: Panels A-D do not come with a stabilising bar / Panels E-M come with stabilising bar.

Fitting Options

	Size	Product	Order Code	Price £ Exc. VAT	Price £ Inc. VAT
	350	Angled stabilising bar	SP08SCU12320	100.49	120.59
NEW	400	Vertical ceiling bracing bar	CBB440	141.37	169.64
	1000	8mm round stabilising bar	A0417A0	103.61	124.33
NEW	1500	8mm extended stabilising bar	A0S0105	231.05	277.25
	-	Round T Piece bracket	A04S0010	45.55	54.66
	2000	Corner profile	A04S0003	46.79	56.15
	3000	Vertical Post	A0417C0	157.94	189.53

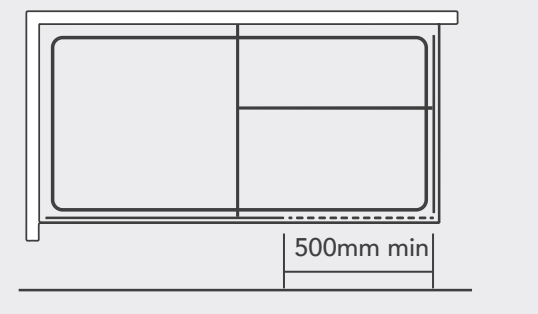
How it Works

If you wanted to make up a Walk In Wetroom for an area to fit on to a 1200mm x 800mm tray or floor. You pick a panel E (700mm) and a G (800mm), this also includes the recommended 500mm minimum opening for the Walk In.



Minimum Opening

We recommend a minimum opening of 500mm for any wetroom area.



Ceiling Bracing Bar

Inline Panels

Every Space Covered



Bifold Door
with Inline Panel



Pivot Door
with Inline Panel



Sliding Door
with Inline Panel

MBOX also offers you additional Inline Panel options. A great solution for spaces which don't suit standard size enclosures. The two Inline Panel sizes, each combined with our existing Sliding, Bifold and Pivot Doors, can make an enclosure to fit any space from 650mm to 1900mm wide.

Size	Order Code	Price £ Ex. VAT	Price £ Inc. VAT
150	MBN150	153.37	184.04
210	MBN210	153.37	184.04

Bifold Door - and Inline panel

Bifold Door				
Code	Door Size	Door Adjustment	Inline Panels / Profile	Final Adjustment
MBB700	700	650-690	-	650-690
MBB700	700	650-690	EXT Profile	670-710
MBB760	760	710-750	-	710-750
MBB800	800	750-790	-	750-790
MBB800	800	750-790	EXT Profile	770-810
MBB700	700	650-690	150 Inline	800-860
MBB700	700	650-690	210 Inline	860-920
MBB760	760	710-750	210 Inline	920-980
MBB1000	1000	950-990	EXT profile	970-1010
MBB900	900	850-890	150 Inline	1000-1060
MBB900	900	850-890	210 Inline	1060-1120
MBB1000	1000	950-990	150 Inline	1110-1160
MBB1000	1000	950-990	210 Inline	1160-1220

Inline Panels

Sliding Door

- and Inline panel

Sliding Door				
Code	Door Size	Door Adjustment	Inline Panels / Profile	Final Adjustment
MBS1000	1000	950-990	-	950-990
MBS1000	1000	950-990	EXT Profile	970-1010
MBS1000	1000	950-990	3 EXT Profile	990-1050
MBS1100	1100	1050-1090	-	1050-1090
MBS1100	1100	1050-1090	EXT Profile	1070-1110
MBS1000	1000	950-990	150 Inline	1100-1160
MBS1000	1000	950-990	210 Inline	1160-1220
MBS1100	1100	1050-1090	150 Inline	1200-1260
MBS1100	1100	1050-1090	210 Inline	1260-1320
MBS1200	1200	1150-1190	150 Inline	1300-1360
MBS1400	1400	1350-1390	-	1350-1390
MBS1400	1400	1350-1390	EXT Profile	1370-1410
MBS1100	1100	1050-1090	150+210 Inlines	1410-1490
MBS1500	1500	1450-1490	-	1450-1490
MBS1500	1500	1450-1490	EXT Profile	1470-1510
MBS1400	1400	1350-1390	150 Inline	1500-1560
MBS1400	1400	1350-1390	210 Inline	1560-1620
MBS1500	1500	1450-1490	150 Inline	1600-1660
MBS1500	1500	1450-1490	210 Inline	1660-1720
MBS1600	1600	1550-1590	150 Inline	1700-1760
MBS1600	1600	1550-1590	210 Inline	1760-1820
MBS1700	1700	1650-1690	150 Inline	1800-1860
MBS1700	1700	1650-1690	210 Inline	1860-1920

Pivot Door

- and Inline panel

Pivot Door				
Code	Door Size	Door Adjustment	Inline Panels / Profile	Final Adjustment
MBP700	700	650-690	-	650-690
MBP700	700	650-690	EXT Profile	670-710
MBP760	760	710-750	-	710-750
MBP800	800	750-790	-	750-790
MBP800	800	750-790	EXT Profile	770-810
MBP700	700	650-690	150 Inline	800-860
MBP700	700	650-690	210 Inline	860-920
MBP760	760	710-750	210 Inline	920-980
MBP1000	1000	950-990	EXT profile	970-1010
MBP900	900	850-890	150 Inline	1000-1060
MBP900	900	850-890	210 Inline	1060-1120
MBP1000	1000	950-990	150 Inline	1100-1160
MBP1000	1000	950-990	210 Inline	1160-1220

MBOX Cover Strips

Standard Panel Cover Strip Pack (2 Piece)

Size (WxH)	Order Code	Price £ Ex. VAT	Price £ Inc. VAT
1900	MBWPKIT	54.06	64.88

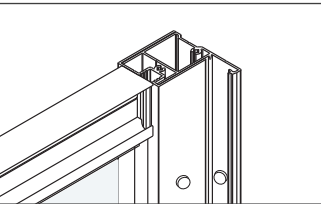
Side Panel Cover Strip Pack (1 Piece)

Size (WxH)	Order Code	Price £ Ex. VAT	Price £ Inc. VAT
1900	MBSPKIT	43.03	51.64

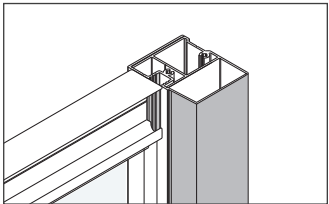
Inline Panel Cover Strip Pack (1 Piece)

Size (WxH)	Order Code	Price £ Ex. VAT	Price £ Inc. VAT
1900	MBNKIT	43.03	51.64

Please note: Cover strips do not come as standard and need to be ordered seperately if required.



Without cover strip -
chrome screw cover caps



With cover strip -
conceals all fixings

TOUCHSTONE TRAYS



TOUCHSTONE

Rectangular Tray

Waste needs to be ordered separately

Rectangular Tray				
Tray Size	Order Code	Tray Panel Kit	Price £ Exc. VAT	Price £ Inc. VAT
800 X 700	S870RTTO	Kit 4	129.48	155.38
800 X 760	S876RTTO	Kit 4	129.48	155.38
900 X 700	S970RTTO	Kit 4	141.48	169.77
900 X 760	S976RTTO	Kit 4	141.48	169.77
900 X 800	S980RTTO	Kit 4	141.48	169.77
1000 X 700	S107RTTO	Kit 4	146.10	175.32
1000 X 760	S1076RTTO	Kit 4	146.10	175.32
1000 X 800	S108RTTO	Kit 4	146.10	175.32
1000 X 900	S109RTTO	Kit 4	151.71	182.05
1100 X 800	S118RTTO	Kit 4	151.71	182.05
1200 X 700	S127RTTO	Kit 4	151.71	182.05
1200 X 760	S1276RTTO	Kit 4	158.94	190.72
1200 X 800	S128RTTO	Kit 4	168.47	202.17
1200 X 900	S129RTTO	Kit 4	180.82	216.98
1300 x 800	S138RTTO	Kit 3	234.68	281.62
1400 X 700	S147RTTO	Kit 3	241.71	290.05
1400 X 760	S1476RTTO	Kit 3	241.71	290.05
1400 X 800	S148RTTO	Kit 3	241.71	290.05
1400 X 900	S149RTTO	Kit 3	254.76	305.71
1500 X 700	S157RTTO	Kit 3	268.58	322.30
1500 X 760	S1576RTTO	Kit 3	283.59	340.31
1500 X 800	S158RTTO	Kit 3	283.59	340.31
1500 X 900	S159RTTO	Kit 3	298.51	358.21
1600 X 700	S167RTTO	Kit 3	316.44	379.72
1600 X 800	S168RTTO	Kit 3	316.44	379.72
1600 X 900	S169RTTO	Kit 3	332.25	398.70
1685 X 700	S177RTTO	Kit 3	342.80	411.36
1680 X 760	S1776RTTO	Kit 3	353.35	424.02
1700 X 800	S178RTTO	Kit 3	384.47	461.37
1700 X 900	S179RTTO	Kit 3	414.13	496.96

Please Note: The 1700 x 800 and 1700 x 900 tray has a centre waste



TOUCHSTONE

Square Tray

Waste needs to be ordered separately

Square Tray				
Tray Size	Order Code	Tray Panel Kit	Price £ Exc. VAT	Price £ Inc. VAT
760 x 760	S76SQTO	Kit 4	86.05	103.25
800 x 800	S80SQTO	Kit 4	96.40	115.67
900 x 900	S90SQTO	Kit 4	111.34	133.61

Square Tray Panel Kit – Including Legs				
Tray Size	Order Code	Tray Panel Kit	Price £ Exc. VAT	Price £ Inc. VAT
1200 x 900	DRK4	Kit 4	93.37	112.04

Rectangle Tray Panel Kits – Including Legs				
Tray Size	Order Code	Tray Panel Kit	Price £ Exc. VAT	Price £ Inc. VAT
1700 x 900	DRK3	Kit 3	93.37	112.04
1200 x 900	DRK4	Kit 4	93.37	112.04

Key Features

- 50mm high to achieve minimalist design
- 135mm high including tray panel set
- ABS acrylic sheets capped with an easy to clean surface that provides a chemical resistant, anti-bacterial solution due to it's ultra-smooth, non-porous surface. Available as low level or with tray panel kits for easy installation
- 10 Year Guarantee*

*This guarantee covers manufacturing defects only



TOUCHSTONE

Quadrant Tray

Waste needs to be ordered separately

Quadrant Tray				
Tray Size	Order Code	Tray Panel Kit	Price £ Exc. VAT	Price £ Inc. VAT
800	S80QTO	Kit 2	105.48	126.57
900	S90QTO	Kit 2	117.90	141.48

Quadrant Tray Panel Kits – Including Legs				
Tray Size	Order Code	Tray Panel Kit	Price £ Exc. VAT	Price £ Inc. VAT
900	DRK2	Kit 2	93.37	112.04

Waste Complete Only				
	Order Code	Price £ Exc. VAT	Price £ Inc. VAT	
Waste complete	DWAS	21.94	26.33	



Graduated adjustable leg and easy fit tray panel kit.



TOUCHSTONE

Tray shown as Right Hand

Offset Quadrant Tray

Waste needs to be ordered separately

Offset Quadrant Tray				
Tray Size	Order Code	Tray Panel Kit	Price £ Exc. VAT	Price £ Inc. VAT
Right Hand				
1000 x 800	S108QRTO	Kit 1	160.04	192.05
1200 x 800	S128QRTO	Kit 1	168.47	202.17
1200 x 900	S129QRTO	Kit 1	198.79	238.55
Left Hand				
1000 x 800	S108QLTO	Kit 1	160.04	192.05
1200 x 800	S128QLTO	Kit 1	168.47	202.17
1200 x 900	S129QLTO	Kit 1	198.79	238.55

This product is handed – please choose L for Left or R for Right when ordering.

Offset Quadrant Tray Panel Kit – Including Legs				
Tray Size	Order Code	Tray Panel Kit	Price £ Exc. VAT	Price £ Inc. VAT
1200 x 900	DRK1	Kit 1	93.37	112.04



Graduated adjustable leg system.



90mm fast flow waste, includes hair trap and chrome cover.

Bathscreens

MB2T / MB3C / MB13



Square Single Panel

Size (WxH)	Panels	Order Code	Price £ Ex. VAT	Price £ Inc. VAT
1500 x 800	1	MB2T	243.89	292.66

- Key Features
- Lifetime Guarantee
 - 6mm toughened safety glass
 - Mershield stayclear
 - Includes towel rail
 - HydraSeal sealant
 - Door swing - 90 degrees in and out



2 Panel Hinged

Size (WxH)	Panels	Order Code	Price £ Ex. VAT	Price £ Inc. VAT
800 x 1500	1	MB3C	260.93	313.11

- Key Features
- Lifetime Guarantee
 - 6mm toughened safety glass
 - Mershield stayclear
 - Includes towel rail
 - HydraSeal sealant
 - Door swing - 180 degrees in and out



2 Panel Folding

Size (WxH)	Panels	Order Code	Price £ Ex. VAT	Price £ Inc. VAT
800 x 1500	1	MB13	424.94	509.92

- Key Features
- Lifetime Guarantee
 - 6mm toughened safety glass
 - Mershield stayclear
 - Includes towel rail
 - HydraSeal sealant
 - Door swing - 180 degrees in and out



Fixed Square Bath Screen

Size (WxH)	Panels	Order Code	Price £ Ex. VAT	Price £ Inc. VAT
800 x 1500	1	MB0	120.28	144.34

Key Features

- Fixed frameless screen
- 6mm toughened safety glass
- Reversible
- Lifetime Guarantee



Single Curved Bath Screen

Size (WxH)	Panels	Order Code	Price £ Ex. VAT	Price £ Inc. VAT
800 x 1500	1	MB1	164.15	196.98

Key Features

- Frameless curved screen
- 6mm toughened safety glass
- Reversible
- Lifetime Guarantee
- Door swing - 90 degrees in and out



Single Square Bath Screen

Size (WxH)	Panels	Order Code	Price £ Ex. VAT	Price £ Inc. VAT
800 x 1500	1	MB2	194.19	233.03

Key Features

- Frameless screen
- 6mm toughened safety glass
- Reversible
- Door swing - 90 degrees in and out
- Mershield Protected Glass
- Lifetime Guarantee



Two Panel Folding Curved Bath Screen

Size (WxH)	Panels	Order Code	Price £ Ex. VAT	Price £ Inc. VAT
900 x 1500	2	MB3A	271.26	325.51

Key Features

- Frameless screen
- 6mm toughened safety glass
- Reversible
- Door swing - 90 degrees in and out
- Lifetime Guarantee



Two Panel Folding Square Bath Screen

Size (WxH)	Panels	Order Code	Price £ Ex. VAT	Price £ Inc. VAT
900 x 1500	2	MB3B	271.26	325.51

Key Features

- Frameless screen
- 6mm toughened safety glass
- Reversible
- Door swing - 90 degrees in and out
- Lifetime Guarantee



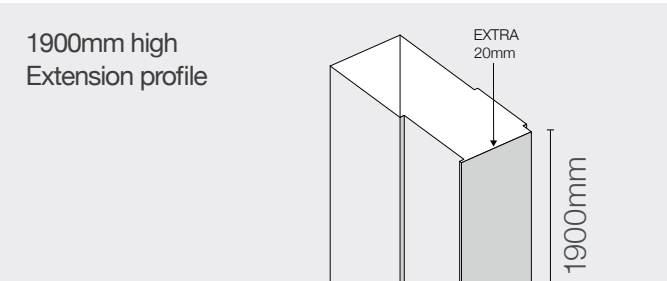
Four Fold Bath Screen

Size (WxH)	Panels	Order Code	Price £ Ex. VAT	Price £ Inc. VAT
850 x 1400	4	MB4	322.24	386.68

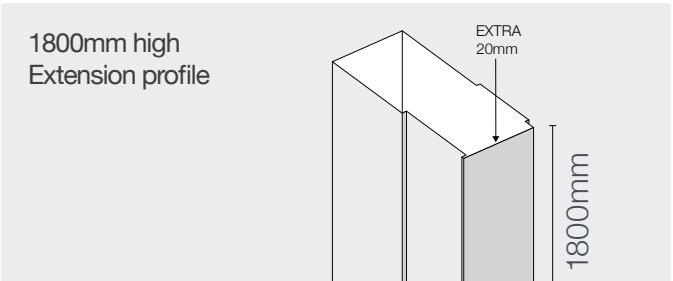
Key Features

- 4mm toughened safety glass
- Merishield Protected Glass
- Reversible
- Easy storage
- Lifetime Guarantee

MBOX Extension Profiles



Order Code	Price £ Ex. VAT	Price £ Inc. VAT
A0214B0	49.65	59.58



Order Code	Price £ Ex. VAT	Price £ Inc. VAT
MBEXT1800	46.34	55.61



MERLYN invests heavily in its product development and as such guarantees that its glass fully complies with regulations and its manufactured in accordance with BS EN 14428.

The rigorous testing of the glass ensures that the endurance, stability and water retention criteria meet high industry standards

Please Note

Prices are correct at time of print April 2019. E&OE. Due to circumstances beyond our control, prices may be altered including changes to the rate of VAT. Due to our policy of continuous improvement, we reserve the right to amend prices, specifications and designs without prior notice. Images are for illustrative purposes only. The colours and finishes shown in the catalogues are as accurate as possible within the limits of the printing process. All descriptions, specifications and particulars contained in this brochure are intended merely to represent a general idea of the products described herein and none of these form part of any contract to give rise to any independent or collateral liability upon the company.

Information and Maintenance

Always read the instructions on the packaging, chrome is vulnerable to acid attack and some strong household cleaners including strong disinfectants, denture cleaners, hair dyes, wine making chemicals and photographic chemicals may contain acid. These materials may have a varying effect on the surface from black spots/streaks (which cannot be removed) to pitting the surface. Contact with these materials should be avoided.

Important shower tray information

Although shower door and enclosure sizes are related to tray sizes it is important to note that most shower trays are tiled down to the rim, often over an “up-stand”. The finished installation space may be less than the nominal tray size.

Dimensions given in this publication are in millimetres, are approximate and may vary with adjustment. They are subject to change without notice.

Please note that when a tray is fitted it is essential that the tray is level before any doors or enclosures are fitted.

ISO Certification

MERLYN has implemented an Integrated Management System comprising of Quality Management, Environmental Management and Occupational Health and Safety Management. An Integrated Management System ensures the seamless integration of several different standards into a common system that meets the requirements of each of these standards. These certifications are proof of MERLYN's credibility but also to instil confidence in our potential clients that MERLYN will keep its promises.



Product Information

All MBOX products are manufactured in accordance with EN 14428 and utilise toughened safety glass to EN 12150.

All doors feature adjustable wall profiles to compensate for out-of-true walls to obtain a perfect fit and operating action.

All enclosures, are power shower approved – will retain water under normal showering conditions.

Water retention is maintained in all products under normal showering conditions.

Opened cartons cannot be returned. Returns carry a £40 box charge or £60 per unit where the sale is less than 7 days old. Returns over 30 days old will not be accepted.

All products are supplied complete with full installation instructions and the necessary fixings.

Check with your dealer for accurate matching of material samples.

Our policy of reviewing product design and development on a regular basis means MERLYN reserve the right to change product specifications and prices without notice.

Only shower enclosures, panels and bath screens are covered by guarantees. Please contact the MERLYN sales team for more details.

Glass shattering and parts subject to wear are not covered by your guarantee.

Lifestyle images are for illustrated purposes only. The colours and finishes shown in the catalogue are as accurate as possible within the limits of the printing process. The positioning of all showering heads in the brochure is for illustrative purposes only.

All descriptions, specifications and particulars contained in this brochure are intended merely to represent a general idea of the products described herein and none of these form part of any contract to give rise to any independent or collateral liability upon the company.

Bath Screen Information

MBOX bath screen is not designed to fit on baths with stepped fronts, roll top rims or integral soap dishes. Fitting of screen on baths which have a raised head rest or shape is not recommended. Screen must not be impaired by bath handles.

There must be no items causing obstruction with the seal and bath, as any of the above may cause leaks.

When choosing your bath screen, please ensure that if your bath has bath handles, that they do not interfere with the bath rim area where your screen will be placed.

When choosing an in-swing or folding bath screen, please ensure your swing area is not interfering with any brassware or internal shower features. Similarly, when choosing an out-swing, please ensure the out-swing area is free from any obstructions.

MBOX bath screens are suitable for standard pressure showers and are not recommended for use with power showers.

It is recommended that the shower head position is situated on the same wall to which the bath screen is fixed and in the centre of the shower area.

Adjustment

This is the minimum and maximum adjustment of the actual enclosure. These are the adjustment dimensions of the actual door excluding the tray. Therefore, these are the dimensions to follow when installing an enclosure in a wetroom application without a tray.

Cleaning

It is important to clean your MBOX shower door after every use.

Wipe down all the glass and metal parts with a soft cloth.

Do not allow lime scale to build up in hard water areas.

Ensure that any residual water on the glass is removed after every use.

Clean the glass regularly using soapy water.

Do not use abrasive products on any surfaces.

Install the enclosure in a well ventilated area.

For more information on Mershield Stayclear glass please visit www.merlynshowering.com.

NOTES

MERLYN

Unit 8, Purcellsinch Industrial Park, Dublin Road, Kilkenny, Ireland, R95 HP71.

T 0808 1011 429 / F 0808 1011 428

www.merlynshowering.com



MBOX

SHOWER ENCLOSURES

